


## NV3 hanger for TU-S



**SFS**

# Concealed Fixing solution **TU-S**

Safe and easy fastening  
of Rockpanel panels

 **Rockpanel**<sup>®</sup>  
Part of the ROCKWOOL Group

# Concealed fastening and fast installation **TU-S**



## 50% shorter installation time

The TU-S concealed fastener from SFS exceeds all existing solutions for the secret fixing of Rockpanel facade panels. Both in terms of processing and flexibility.

It can be installed quickly and safely without special tools by one person. Compared to conventional concealed fasteners, this can save up to 50% of the installation time. If necessary, the concealed fastener can be removed once without special tools.

For the 11 mm thick Rockpanel Premium panels, our innovative TU-S is an ideal solution for elegant, concealed fastening.

## Simple

- A simple drill hole is enough; conical drill holes are not needed
- Fast to process, special tools are not necessary
- Drilling directly on the construction site is possible, although offsite fabrication is recommended
- Fast and efficient installation with GESIPA® (E.g. PowerBird® Pro)

## Safe

- Does not over-tighten during installation
- High pull-out resistance with the shared screw thread
- Loosening through play and vibration not possible
- Hex-head recess makes one-time disassembly possible
- Hidden fastening in fire class A2
- Tested fastening system with European Technical Approval




ETA-18/0883

1.




Predrill using a  $\varnothing$  6 mm VHM hidden hole drill with depth stop.

2.



Position the predrilled bracket over the hole in the sheet and push the TU-S hidden fastener through it.

3.



Remove the mandrel with a GESIPA® PowerBird machine in combination with nose piece 17/36 or 17/40.

# Designed for use with Rockpanel



## Optimal safety

Aside from the simple and time-saving processing, the TU-S is a safe solution. The fastener cannot over-tighten during the installation. Due to the radial expansion during removal of the mandrel, the threaded part anchors into the sheet material. This results in very high extraction values.

The connection cannot be unscrewed/unwound independently due to play or vibration. The sleeve is made of austenitic stainless steel, material DIN 1.4401, class A4.

## Depth stop

Universal depth stop

Art. No. 1478567



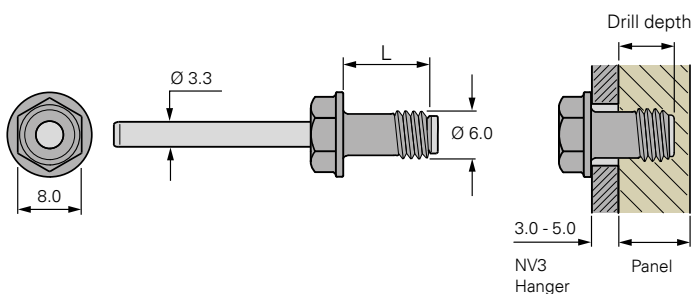
## GESIPA® PowerBird® Pro

Fitting tools

Art. No. 699351



## Screw-gun



Art. No.	TU-S	Panel thickness [mm]	Bracket thickness [mm]	Drill depth [mm]
1554311	TU-S-6x11-A4	11	3	8.5
1554314	TU-S-6x13-A4	11	5	8.5

